

Dear parents, carers, coaches, players and officials,

Welcome to the first instalment of 2009's Ask the Ref. You may or may not recall that last year the Adelaide Hills Referee Branch issued a weekly bulletin that covered and discussed a particular rule or law of the game.

The Ask the Ref bulletins, while designed for newcomers to the game, should be informative to anyone who is involved in the competition, and we, the referees, encourage you to take a few minutes to read the bulletin whether you have been around the game for ages or are just starting out on the journey.

On the eve of the 2009 season, our first bulletin is looking at the role of the volunteer club linesperson.

Providing a club linesperson

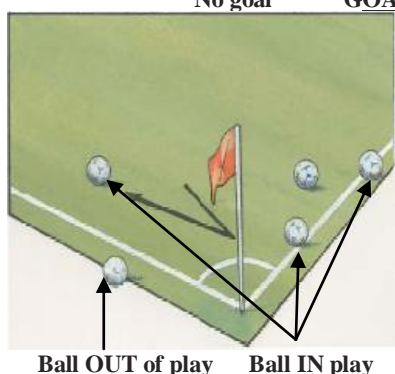
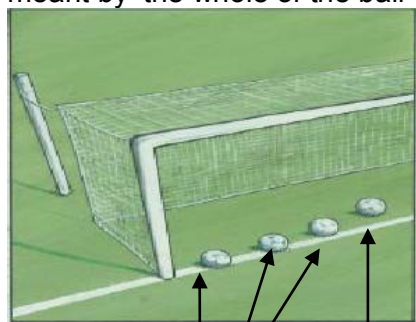
During the competition each team is required to provide a linesperson to assist the centre referee. The referees are very grateful for any person who volunteers for this role. We know the sacrifice the volunteer is making is great, as they will now have to be an impartial neutral official of the game rather than being a supporter and fan for the team.

The centre ref will want to talk to the linesperson before the game. They will provide some instructions on what they will expect from the linesperson. The referee will try and talk to both volunteer linespeople at the same time, to save repeating themselves and to create a team environment ahead of the game.

Basically, all that is expected from a volunteer club linesperson is assistance with identifying when the ball goes out of play and assistance with identifying offside situations.

When is the ball out of play?

Sometimes, from a spectators, players and centre referee's point of view a ball may seem to be out of play when it is in fact still in. The below diagrams indicate what is meant by 'the whole of the ball' being in or out of play.



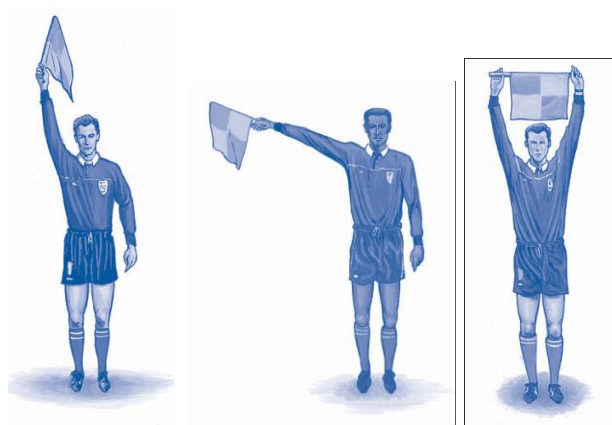
Identifying Offside

The other main duty that a referee will ask of you is assistance with identifying offside.

The simplest way to explain offside is for you to spend a few minutes looking at the dynamic display video on the AHJSA's website – here's a link <http://www.dynamic-thought.com/OffsideClicketteLo.html>

Flag signals

Players, coaches, spectators and the centre referee will really appreciate it if you use clear, strong flag signals. Below is a diagram explaining three of the simplest flag signals that you should be aware of. Remember, the signal is not only for the referee it for everyone who is part of the game, including the crowd, so the bigger the gesture, the clearer the signal the quicker the game gets underway and confusion is avoided.



Lastly

Please don't coach, cheerlead or talk to your team, the coaches or spectators while acting as the linesperson. This helps on many fronts, but in particular is a clear indication that you are taking the role seriously enough to understand that your impartiality is extremely important for the spirit of the game. If you have any issues, anything at all, you can always call the referee over to you (put the flag across your chest if you can) and talk to the centre referee.

Remember, as a volunteer club linesperson, you are providing advice to the centre referee, don't be upset if the ref makes a different decision to what you are recommending. You will be grateful that, in the end, the game is the responsibility of the centre referee and no one else.

Within reason, we are very interested in your feedback on the Ask the Referee bulleting, and if you need anything clarified we are more than happy to try and do so.

Please contact the FFSA – Adelaide Hills Referee Branch for any further details or information.